










Subject Descriptions



PHOTOGRAPHY

Latrobe College of Art & Design
www.lcad.edu.au
 138 Cromwell St Collingwood
 RTO 22248

	<p>CUA50920 Diploma of Photography & Digital Imaging 1st year No prerequisites are needed to enter 1st-year Diploma subjects.</p>
	<p>IMAGE CAPTURE This study unit runs for a 2.75-hour session over a 12-week term (with a one-week midterm break). Students can enrol and complete this unit as a single-term class if they wish.</p> <p>Study unit: 47 Image Capture</p> <p>The student learns how to apply the skills and knowledge required to produce creative and innovative photo images. Students acquire the ability to plan shoots, set up cameras, and adjust and calibrate settings for camera exposure and subject lighting. This subject is a combination of lecture, presentation/assignment and critique to evaluate the effectiveness of visual images in relation to the target audience.</p> <p>Unit of Competency covered: CUAPHI531 - Apply visual communication theory to photo imaging practice</p>
	<p>MAKING PHOTOGRAPHS This study unit runs for a 2.75-hour session over a 12-week term (with a one-week midterm break). Students can enrol and complete this unit as a single-term class if they wish.</p> <p>Study unit: 39 Making Photographs</p> <p>The student will learn to use a DSLR camera, from pre-sets through to manual mode, examining the history and theory of photography and identifying key figures and their specific techniques and methods. The subject is a combination of lecture, demonstration, shooting assignment and critique, and allows students to obtain a working knowledge of the creative image-making practice.</p> <p>Unit of Competency covered: CUAPHI411 - Capture images in response to a brief</p>
	<p>DESCRIPTIVE & EMOTIVE LIGHTING This study unit runs for a 2.75-hour session over a 12-week term (with a one-week midterm break). Students can enrol and complete this unit as a single-term class if they wish.</p> <p>Study unit: 38 Descriptive & Emotive Lighting</p> <p>The student learns to examine descriptive and emotive lighting effects by exploring and cataloguing historical figures within lighting and photography. The students will practice both colour and black and white and uncover techniques of strobe lighting, reflectors, diffusers, and experimental flash techniques. From low light and long exposure to lighting up every detail in the image, the student will find a wealth of lighting techniques and approaches in which to command their photographic practice.</p> <p>Unit of Competency covered: CUAPHI533 - Explore and apply photo lighting techniques</p>

	<p>SEEING COLOUR</p> <p>This study unit runs for a 2.75-hour session over a 12-week term (with a one-week midterm break). Students can enrol and complete this unit as a single-term class if they wish.</p> <p>Study unit: 40 Seeing Colour</p> <p>This subject will give the student an opportunity to understand and produce images using the visible spectrum accurately. Students equip themselves with an array of technology to build a workflow and understand colour from image capture, to screen calibration. Students will become versed in temperature, colour correction, filtration, tonal reproduction, and luminance, as well as turn colour images successfully into high-quality monochrome.</p> <p>Unit of Competency covered: CUAPHI523 - Employ colour management in a digital imaging workplace</p>
	<p>BEYOND IMAGE CAPTURE</p> <p>This study unit runs for a 2.75-hour session over a 12-week term (with a one-week midterm break). Students can enrol and complete this unit as a single-term class if they wish.</p> <p>Study unit: 41 Beyond Image Capture</p> <p>The subject brings together an array of areas that utilizes the style of illustrative photography. The student is encouraged to follow their passion, whether it is within visual art, photomedia, advertising, fine art photography or architecture. Students will be given a conceptual framework in which to consider their shoots and master different facets of photography to prepare them for a professional career.</p> <p>Units of Competency covered: CUAPHI521 - Make illustrative photo images for publication and display CUAPHI535 - Produce commercial photo images</p>
	<p>DIGITAL & MOVING IMAGE</p> <p>This subject is made up of two separate study units. Each unit runs for a 2.75-hour session over a 12-week term (with a one-week midterm break). Students can enrol at any stage during the year and complete a single-term class if they wish. Two study units complete the digital moving image requirement for the CUA50920 Diploma of Photography & Digital Imaging.</p> <p>Study units: 26 Digital Moving Image W (Winter, June term) 27 Digital Moving Image S (Spring, September term)</p> <p>Digital & Moving Image aims to introduce students to the world of digital art technologies as a creative tool. It covers basic video / digital production techniques and experimentation— as applied in the creative industries. It can be used by visual artists, graphic designers, animators, photographers, as well as students new to the digital medium to get off the ground in the world of digital art. This unit is taught as a series of tutorials and practical projects designed to introduce students to a variety of digital art production and video editing techniques, including basic editing, simple filmmaking techniques, green screening, animating in iMovie and digital image manipulation techniques in Adobe Photoshop.</p> <p>Unit of Competency covered: CUADIG519 - Investigate technologies for the creation of digital art</p>

	<p>PHOTOMEDIA</p> <p>This study unit runs for a 2.75-hour session over a 12-week term (with a one-week midterm break). Students can enrol and complete this unit as a single-term class if they wish.</p> <p>Study unit: 43 Photomedia</p> <p>The subject is an introduction to traditional and contemporary photomedia practices from the European avant-garde to contemporary practices today. This subject will examine the analogue printing process from the dawn of photography. Sessions include printing demonstrations followed by darkroom practices. This subject concentrates on combining darkroom with digital methods allowing and encouraging students to explore a wealth of photographic possibilities made available today.</p> <p>Unit of Competency covered: CUAACD522 - Work with photomedia in creative practice</p>
	<p>IMAGE TRENDS</p> <p>This study unit runs for a 2.75-hour session over a 12-week term (with a one-week midterm break). Students can enrol and complete this unit as a single-term class if they wish.</p> <p>Study unit: 44 Image Trends</p> <p>The subject will introduce the students to the trends and forces currently shaping the Australian art scene. This is closely applied through regular class exercises and projects that encourage the student to begin to examine and build a distinctive image process by studying a variety of international streams such as social change, documentary, landscape, built environment, the intimate and performance. The unit is set around identifying trends in emerging technologies to challenge conventional approaches within technical image-making.</p> <p>Units of Competency covered: CUAPHI532 - Research and apply photo imaging trends and emerging technologies CUAPHI539 - Plan and produce visual art photo images CUAPHI520 - Produce technical photo images</p>
	<p>PHOTOGRAPHY PROJECT</p> <p>This study unit runs for a 2.75-hour session over a 12-week term (with a one-week midterm break). Students can enrol and complete this unit as a single-term class if they wish.</p> <p>Study unit: 42 Photography Project</p> <p>The subject is an introduction to Adobe Lightroom as a raw editor and Adobe Photoshop to achieve complex imaging needs. Students develop the knowledge and skills to utilise imaging technologies and techniques to construct specific visual messages to target specific audiences. By using specialised imaging technology and techniques the student will begin to create their vision and apply this across a body of work and then plan, prepare, and organise the body of work for presentation.</p> <p>Unit of Competency covered: CUAPHI534 - Employ specialised imaging technologies</p>

	<p>PHOTOGRAPHY STUDIO</p> <p>This subject is made up of two separate study units. Each unit runs for a 2.75-hour session over a 12-week term (with a one-week midterm break). Students can enrol at any stage during the year and complete a single-term class if they wish. Two study units complete the Photography Studio requirement for the CUA50920 Diploma of Photography & Digital Imaging.</p> <p>Study units: 45 Photography Studio W (Winter, June term) 46 Photography Studio S (Spring, September term)</p> <p>This subject is about learning how to marry creative ideas with materials and processes. For new students, it is the critical beginning to making photographic art and ramping up their personal development in photography. In this subject, students can take creative risks and experiment with different media, or they can expand on a technique they are learning or have learnt, in another digital or photographic class. The students will examine a range of inspiring techniques, such as alternative methods of applying liquid and tar to photographs and altering the nature of the surface of the image.</p> <p>Under guidance and support from experienced photography teachers and practising artists, projects are initiated to stimulate ideas, and students gain confidence in exploring possibilities that enable them to grow their creative work. It is the beginning of identifying what photographic form a student would like to make or what mediums or techniques they would like to examine further. Other subjects focus on the teaching of skills, techniques, and methods, whereas Photography Studio focuses on the student to help them to identify their strengths and interests and how to develop and shape them. The students' sense of voice and identity often emerge in this subject.</p> <p>Units of Competency covered: CUAPPR512 - Develop sustainability of own profess. practice CUAPPR414 - Develop self as artist CUAPPR511 - Realise a body of creative work</p>
	<p>GRAPHICS & LAYOUT</p> <p>This study unit runs for a 2.75-hour session over a 12-week term (with a one-week midterm break). Students can enrol and complete this unit as a single-term class if they wish.</p> <p>Study unit: 28 Graphics & Layout</p> <p>A comprehensive introduction to Adobe Creative Suite's Illustrator and InDesign, the most fundamental software programs used in the digital, design, and creative industry. Comprehensively covered are production of digital images and graphics creation including text & layout. Through projects and tutorials, students build a solid tool kit for use in designing outcomes of a professional standard. Students produce a body of creative work to contemporary design standards.</p> <p>Units of Competency covered: CUAGRD411 - Research and Apply Graphic Design Techniques</p>